



LT - Lug Terminal

Series	AGM-S	Warranty	See Warranty Terms
Volts	12	BCI	4D
Cells	6		
Terminal Type	LT		
Included Hardware	Stainless Steel Nuts & Bolts		
Size & Thread	LT		

Charge

Charge Voltage Range	14.7V @ 25°C (77°F)
Float Voltage Range	13.8V @ 25°C (77°F)
Recommended Charge Current Capacity (String)	40 A
Maximum Charge Current (String)	65 A
Self-Discharge Rate	Less than 2% per month at 25°C (77°F)
Internal Resistance	2.3 mΩ

Capacity

Cold Crank Amps (CCA) 0°F / -18°C	1200
Marine Crank Amps (MCA) 32°F / 0°C	1425
Reserve Capacity (RC @ 25A)	400 Minutes
Reserve Capacity (RC @ 75A)	105 Minutes

Capacity Affect by Temperature	40°C (104°F)	25°C (77°F)	0°C (32°F)	-15°C (5°F)
	102%	100%	85%	65%

Hour Rate	Capacity / AMP Hour	Current / AMPs
@ 100 Hour Rate	230 AH	2.3 A
@ 20 Hour Rate	210 AH	21 A
@ 10 Hour Rate	189 AH	18.9 A
@ 5 Hour Rate	172 AH	34.4 A

Cut Off Voltage	Constant Current Discharge					
	1 hr	2 hr	3 hr	5 hr	8 hr	10 hr
VPC	116	64.3	47.6	33.3	22.9	18.9

Specifications

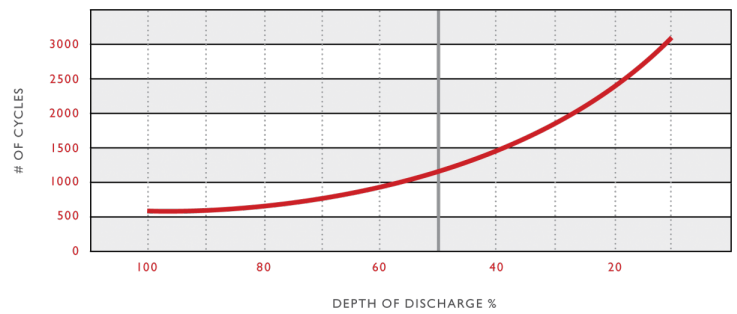


Weight	61.5 kg	135.5 lbs
Length	53 cm	20.87"
Width	20.9 cm	8.23"
Height Inc. Term.	23.9 cm	9.41"

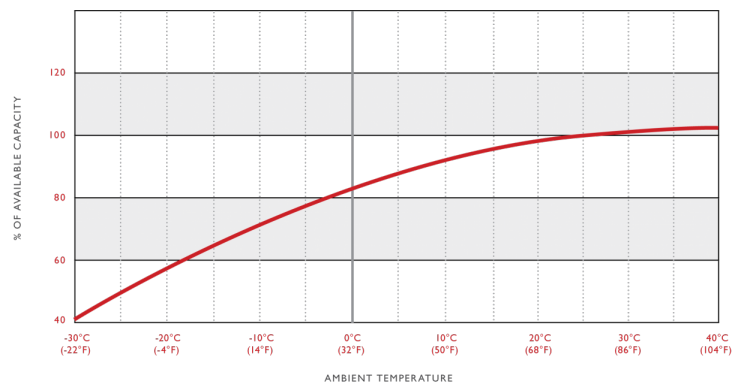
Product measurements & weights are calculated based on sample data. Individual specifications are subject to vary due to the manufacturing process, battery components & electrolyte levels.

Container	ABS
Cover	ABS
Handles	Rope / Plastic Handle

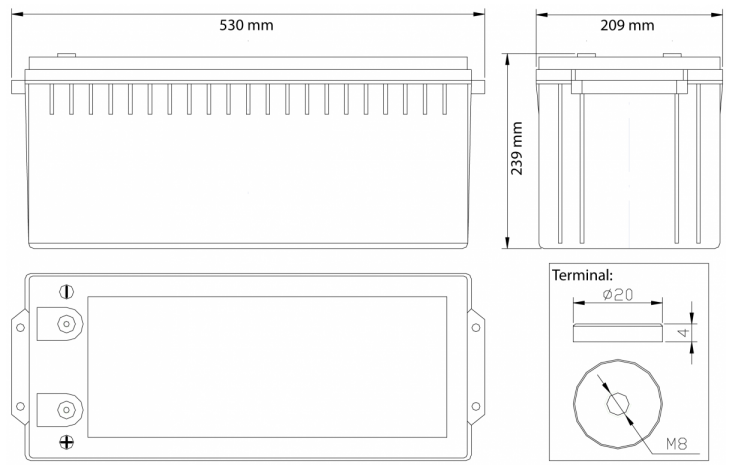
Cycle Life vs. Depth of Discharge



Capacity vs. Temperature



Detailed Illustration



Rev.#4 | December 2020